


EcoFlow DELTA Pro

To Smart Generator Adapter

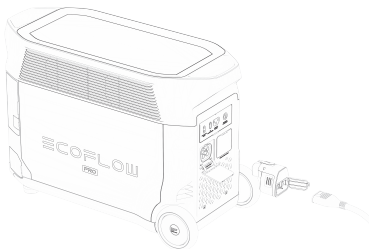


ECOFLOW

DELTA Pro To Smart Generator Adapter

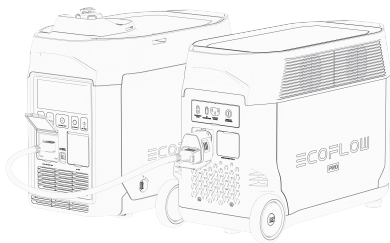
Operating instructions

1



Tip: connector locations need to be aligned accurately and locked.

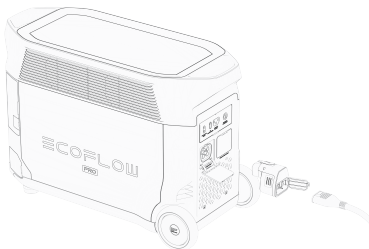
2



Adapter für DELTA Pro und Smart Generator

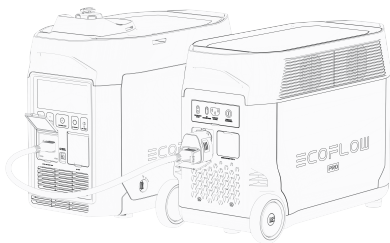
Bedienungsanleitung

1



Tipp: Die Steckerpositionen müssen genau ausgerichtet und verriegelt sein.

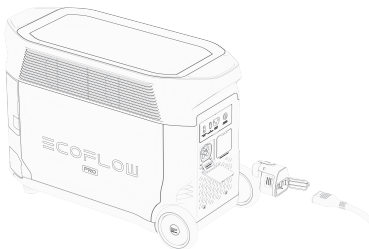
2



Adaptateur entre DELTA Pro et Smart Generator

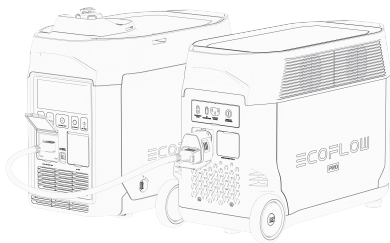
Instructions de fonctionnement

1



Conseil : les emplacements des connecteurs doivent être alignés avec précision et verrouillés.

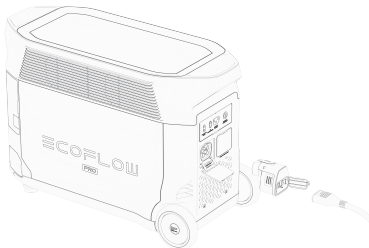
2



Adattatore DELTA Pro per Smart Generator

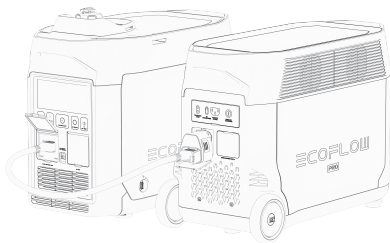
Istruzioni operative

1



Suggerimento: le sedi dei connettori devono essere allineate con precisione e bloccate.

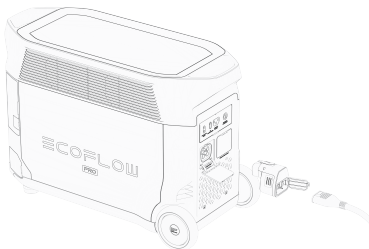
2



Adaptador de DELTA Pro a generador inteligente Smart Generator

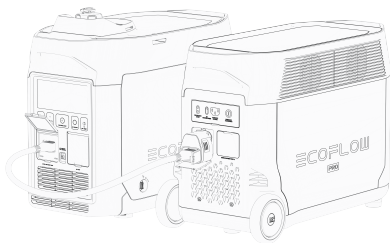
Instrucciones de funcionamiento

1



Sugerencia: Los conectores deben alinearse con precisión y fijarse.

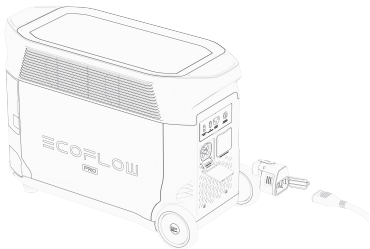
2



DELTA Pro 智能发电机转接头

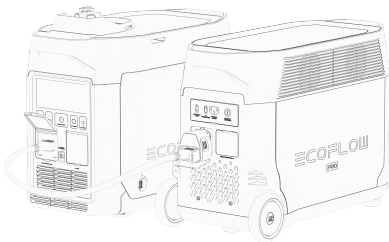
操作说明

1



特别提示：卡扣位置需对位准确并且卡紧。

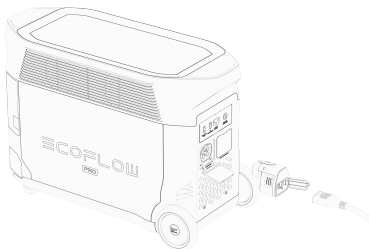
2



DELTA Pro naar Smart Generator-adapter

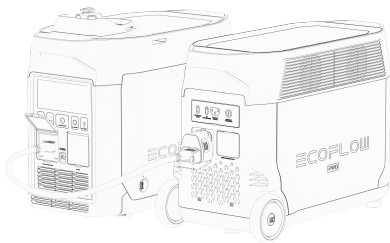
Bedieningsinstructies

1



Tip: De connectorlocaties moeten nauwkeurig worden uitgelijnd en vergrendeld.

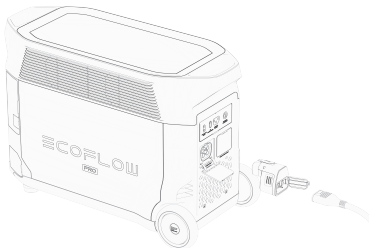
2



Адаптер Delta Pro – интеллектуальный генератор

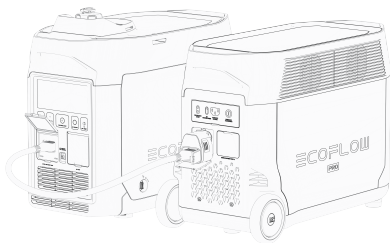
Инструкции по эксплуатации

1



Совет: места расположения разъемов должны быть точно выровнены и зафиксированы.

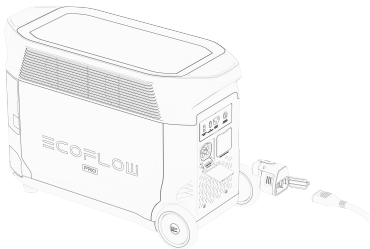
2



DELTA Pro スマート発電機変換アダプタ

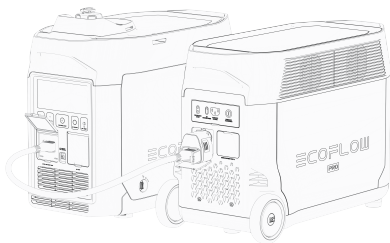
使用方法

1



注意点：コネクタの位置を正確に合わせて接続し、しっかりとロックしてください。

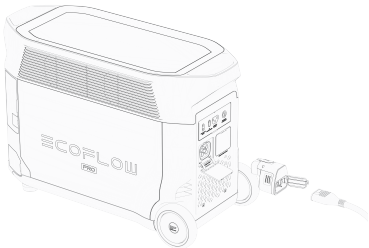
2



DELTA Pro-스마트 발전기 어댑터

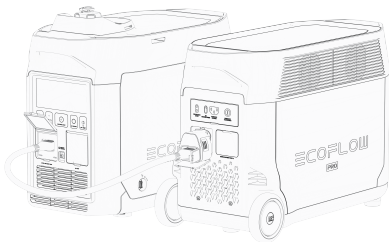
작동 지침

1



팁: 연결 시 커넥터 위치를 정확히 맞추는 뒤 잠그십시오.

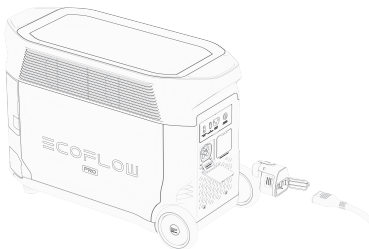
2



DELTA Pro 智能發電機轉接頭

操作說明

1



貼士： 連接器位置需要準確對齊並鎖定

2

